



ASBK.COM.AU f t i y

Winton Motor Raceway : OFFICIAL TEST : April 11 & 12

SUPERSPORT Practice 2

Date: 11/04/17
Event: P06
Weather: Sunny - 19.1C
Track: Dry - 37.2C

Started at: 12:13:45
Laps: 30 Min
Starters: 14
Printed at: 12:47

CLASSIFICATION

Pos	No	Name	Class	Machine	Fastest Lap	On Lap	Behind Prev	Behind Leader	Top Speed
1	5	Ted COLLINS (VIC) / Saint Unbreakable / Magnum Welders		Suzuki GSX-R	1:25.465	10 of 10			219
2	64	Sam CONDON (NSW) / Bikebiz / Pirelli / Motul / Shark Helmet / Berik / GB Racing		Yamaha YZF-R6	1:26.583	8 of 15	1.118	1.118	215
3	82	Chris QUINN (NSW) / Coopers HXR Yamaha / Dunlop / Shark Helmets / Ipone / Channon Tavern		Yamaha YZF-R6	1:26.844	14 of 15	.261	1.379	213
4	53	Mason COOTE (VIC) / Aark Racing / Consent 2 Go / Kabuto / Spidi / Motul / Pirelli		Yamaha YZF-R6	1:27.189	5 of 7	.345	1.724	218
5	24	Samuel LAMBERT (NT)		Yamaha YZF-R6	1:27.237	10 of 13	.048	1.772	212
6	12	Mark CHIODO (VIC) / Repsol GAS Racing / Alpinestars / Bell Helmets / Dunlop Tyres / SBS		Triumph 675R	1:27.504	16 of 16	.267	2.039	218
7	84	Thomas BRYDEN (NSW)		Yamaha YZF-R6	1:27.742	6 of 6	.238	2.277	214
8	31	John HUNT (SA)		Suzuki GSX-R	1:28.399	18 of 18	.657	2.934	213
9	46	Aidan HAYES (NSW) / Hayes Johnston Pty Ltd Chartered Accountants / Hayes Electrical		Yamaha YZF-R6	1:28.418	6 of 14	.019	2.953	215
10	7	Tom TOPARIS (NSW) / Cube Racing / Australian Outdoor Living / Motul / Pirelli / Sprint Filter		Kawasaki ZX6R	1:28.904	7 of 9	.486	3.439	217
11	56	Jimmy BROADBENT (NSW) / Kawasaki BCperformance Junior Team		Kawasaki ZX6R	1:29.984	10 of 13	1.080	4.519	213
12	54	Brendan WILSON (VIC) / Ryan Taylor Racing / Pablo's Motorcycle Tyres		Yamaha YZF-R6	1:31.315	11 of 12	1.331	5.850	214
13	18	Joel RHODES (NSW) / Bikebiz / Pathway Communications / Karbon Property		Yamaha YZF-R6	1:31.424	9 of 17	.109	5.959	208
14	29	Patrick LI (NSW)		Kawasaki ZX6R	1:33.123	3 of 8	1.699	7.658	210

Current best lap for SS class - 1:24.550 by Sam CLARKE (WA) on a Kawasaki ZX6R set on 22/09/16


Scott Laing
Chief Time Keeper - Scott Laing

Clerk of Course - Simon Maas

Computime Race Timing Systems Pty Ltd © 1996
Licensed to Computime Race Timing Systems

www.computime.com.au

COMPUTIME RACE TIMING SYSTEMS PTY LTD





ASBK.COM.AU f t i y

Winton Motor Raceway : OFFICIAL TEST : April 11 & 12

SUPERSPORT

Practice 2

Date: 11/04/17
 Event: P06
 Weather: Sunny - 19.1C
 Track: Dry - 37.2C



Started at: 12:13:45
 Laps: 30 Min
 Starters: 14
 Printed at: 12:47

LAP TIMES

No	Name	Lap 1	Lap 2	Lap 3	Lap 4	Lap 5	Lap 6	Lap 7	Lap 8	Lap 9	Lap 10
5	Ted COLLINS (VIC)	1:34.521	1:27.410	1:29.430	1:26.603	1:29.756	1:26.209	10:37.719	1:33.543	1:25.623	1:25.465
7	Tom TOPARIS (NSW)	1:40.880	1:31.804	1:30.642	1:30.167	1:32.012	1:29.988	1:28.904	1:29.349	1:30.019	
12	Mark CHIODO (VIC)	1:37.704	1:30.557	1:28.977	1:28.778	1:28.943	1:29.225	1:29.604	3:50.034	1:38.397	1:29.046
	10	1:28.389	1:28.009	4:49.997	1:33.386	1:27.828	1:27.504				
18	Joel RHODES (NSW)	1:41.253	1:34.801	1:33.133	2:53.730	1:41.756	1:33.455	1:32.132	1:31.696	1:31.424	1:31.610
	10	1:31.965	1:31.428	3:17.818	1:46.193	1:32.547	1:31.604	1:31.614			
24	Samuel LAMBERT (NT)	1:36.352	1:30.967	1:29.177	1:28.573	1:28.518	1:28.417	1:28.560	1:27.369	1:27.263	1:27.237
	10	1:27.855	1:27.685	1:27.341							
29	Patrick LI (NSW)	1:39.025	1:33.176	1:33.123	1:33.144	2:19.720	1:45.763	3:26.874	1:35.308		
31	John HUNT (SA)	1:44.135	1:32.823	1:37.174	1:31.132	1:36.425	1:31.710	1:29.812	1:31.172	1:29.720	1:45.729
	10	3:25.941	1:40.663	1:29.131	1:29.452	1:28.569	1:40.026	1:29.246	1:28.399		
46	Aidan HAYES (NSW)	1:35.885	1:30.228	1:29.713	1:29.358	1:29.108	1:28.418	1:28.650	1:28.984	1:29.114	1:29.290
	10	1:28.618	1:28.935	3:28.095	1:45.279						
53	Mason COOTE (VIC)	1:37.276	1:29.328	1:27.963	1:28.349	1:27.189	1:27.533	1:28.065			
54	Brendan WILSON (VIC)	1:48.553	1:37.418	1:35.830	1:34.417	1:33.518	1:33.574	1:32.402	1:32.421	1:32.865	1:31.818
	10	1:31.315	1:31.689								
56	Jimmy BROADBENT (NSW)	1:43.057	1:32.996	1:31.684	1:31.816	1:30.711	1:31.684	3:50.844	1:39.615	1:30.597	1:29.984
	10	2:02.995	1:44.474	1:30.701							
64	Sam CONDON (NSW)	1:35.314	1:28.800	1:26.879	1:27.414	1:29.561	1:27.379	1:27.301	1:26.583	3:50.923	1:36.777
	10	1:29.316	1:28.859	1:28.135	1:27.561	1:30.867					
82	Chris QUINN (NSW)	1:42.263	1:31.570	1:29.828	1:29.205	1:28.658	2:42.453	1:36.678	1:29.017	1:27.689	2:51.758
	10	3:40.763	1:38.544	1:27.752	1:26.844	1:26.899					
84	Thomas BRYDEN (NSW)	1:42.104	1:30.817	1:28.593	1:27.818	1:28.454	1:27.742				

Scott Laing
 Chief Time Keeper - Scott Laing

Clerk of Course - Simon Maas



Computime Race Timing Systems Pty Ltd © 1996
 Licensed to Computime Race Timing Systems

www.computime.com.au

COMPUTIME RACE TIMING SYSTEMS PTY LTD



ASBK.COM.AU f t i y

Winton Motor Raceway : OFFICIAL TEST : April 11 & 12

SUPERSPORT

Practice 2

Date: 11/04/17
 Event: P06
 Weather: Sunny - 19.1C
 Track: Dry - 37.2C


Started at: 12:13:45
 Laps: 30 Min
 Starters: 14
 Printed at: 12:47

SPLIT TIMES

Lap	Split 1	Split 2	Split 3	Split 4	Lap Time	Spd	Lap	Split 1	Split 2	Split 3	Split 4	Lap Time	Spd
5 Ted COLLINS (VIC) (1st)							13	12.176	14.893	32.124	3:50.804	4:49.997	217
1	15.739	15.524	32.714	30.544	1:34.521 P		14	15.930	15.571	32.742	29.143	1:33.386 P	
2	12.108	14.867	31.625	28.810	1:27.410	216	15	12.170	14.912	32.125	28.621	1:27.828	216
3	12.243	15.325	32.194	29.668	1:29.430	218	16	12.009	14.811	32.036	28.648	1:27.504	217
4	11.844	14.622	31.572	28.565	1:26.603	216	18 Joel RHODES (NSW) (13th)						
5	13.024	16.036	32.090	28.606	1:29.756	219	1	18.116	17.445	34.972	30.720	1:41.253 P	
6	11.838	14.599	31.184	28.588	1:26.209	216	2	13.156	17.301	34.350	29.994	1:34.801	204
7	12.691	15.625	33.504	9:35.899	10:37.719	218	3	12.970	16.296	33.616	30.251	1:33.133	207
8	16.525	16.121	32.245	28.652	1:33.543 P		4	17.810	21.436	40.169	1:34.315	2:53.730	174
9	11.936	14.510	30.965	28.212	1:25.623	217	5	19.759	17.650	33.918	30.429	1:41.756 P	
10	11.804	14.449	31.099	28.113	1:25.465	217	6	12.876	16.257	33.766	30.556	1:33.455	207
7 Tom TOPARIS (NSW) (10th)							7	12.865	16.117	33.412	29.738	1:32.132	203
1	18.653	16.847	34.735	30.645	1:40.880 P		8	12.752	16.170	33.109	29.665	1:31.696	207
2	12.824	16.129	33.272	29.579	1:31.804	211	9	12.679	15.905	33.021	29.819	1:31.424	208
3	12.471	15.661	33.128	29.382	1:30.642	214	10	12.639	16.011	33.130	29.830	1:31.610	208
4	12.455	15.339	32.943	29.430	1:30.167	215	11	12.844	15.941	33.007	30.173	1:31.965	205
5	12.661	15.939	33.631	29.781	1:32.012	217	12	12.629	15.866	32.995	29.938	1:31.428	206
6	12.920	15.402	32.601	29.065	1:29.988	216	13	12.724	16.025	33.142	2:15.927	3:17.818	207
7	12.356	15.268	32.472	28.808	1:28.904	215	14	21.816	18.773	34.033	31.571	1:46.193 P	
8	12.246	15.230	32.255	29.618	1:29.349	216	15	12.844	16.088	33.625	29.990	1:32.547	205
9	12.317	15.351	33.167	29.184	1:30.019	213	16	12.773	15.960	33.178	29.693	1:31.604	207
12 Mark CHIODO (VIC) (6th)							17	12.591	15.840	33.075	30.108	1:31.614	207
1	16.238	16.151	34.904	30.411	1:37.704 P		24 Samuel LAMBERT (NT) (5th)						
2	12.519	15.521	33.299	29.218	1:30.557	214	1	16.402	16.229	33.885	29.836	1:36.352 P	
3	12.361	15.247	32.443	28.926	1:28.977	216	2	12.504	15.244	33.486	29.733	1:30.967	208
4	12.287	15.072	32.464	28.955	1:28.778	216	3	12.261	15.188	32.379	29.349	1:29.177	210
5	12.198	15.026	32.605	29.114	1:28.943	216	4	12.117	14.980	31.930	29.546	1:28.573	210
6	12.214	15.052	32.753	29.206	1:29.225	215	5	12.493	15.136	31.950	28.939	1:28.518	210
7	12.139	15.231	32.726	29.508	1:29.604	215	6	12.081	15.217	31.844	29.275	1:28.417	210
8	12.131	15.478	34.745	2:47.680	3:50.034	215	7	12.064	15.621	31.714	29.161	1:28.560	209
9	19.543	16.101	33.111	29.642	1:38.397 P		8	12.086	14.909	31.422	28.952	1:27.369	211
10	12.334	15.271	32.339	29.102	1:29.046	216	9	12.046	14.766	31.608	28.843	1:27.263	211
11	12.299	15.030	32.261	28.799	1:28.389	216	10	12.041	14.992	31.554	28.650	1:27.237	210
12	12.141	14.908	32.202	28.758	1:28.009	218	11	12.108	14.892	31.997	28.858	1:27.855	211

Scott Laing
 Chief Time Keeper - Scott Laing

Clerk of Course - Simon Maas



Computime Race Timing Systems Pty Ltd © 1996
 Licensed to Computime Race Timing Systems

www.computime.com.au

COMPUTIME RACE TIMING SYSTEMS PTY LTD



ASBK.COM.AU f t i y

Winton Motor Raceway : OFFICIAL TEST : April 11 & 12

SUPERSPORT

Practice 2

Date: 11/04/17
 Event: P06
 Weather: Sunny - 19.1C
 Track: Dry - 37.2C


Started at: 12:13:45
 Laps: 30 Min
 Starters: 14
 Printed at: 12:47

SPLIT TIMES

Lap	Split 1	Split 2	Split 3	Split 4	Lap Time	Spd	Lap	Split 1	Split 2	Split 3	Split 4	Lap Time	Spd
12	<u>11.917</u>	14.867	<u>31.277</u>	29.624	1:27.685	212	3	12.539	15.409	32.416	29.349	1:29.713	212
13	12.027	14.908	31.453	28.953	1:27.341	210	4	12.381	15.265	32.291	29.421	1:29.358	213
							5	12.808	15.094	32.025	29.181	1:29.108	213
							6	12.355	15.212	31.953	<u>28.898</u>	<u>1:28.418</u>	213
29 Patrick LI (NSW) (14th)							7	<u>12.348</u>	<u>15.056</u>	32.138	29.108	1:28.650	215
1	15.645	17.035	35.436	30.909	1:39.025 P		8	12.365	15.141	32.318	29.160	1:28.984	214
2	13.046	15.940	33.937	30.253	1:33.176	208	9	12.666	15.350	32.136	28.962	1:29.114	214
3	12.805	15.966	33.866	30.486	<u>1:33.123</u>	207	10	12.483	15.363	32.236	29.208	1:29.290	214
4	12.862	15.838	34.227	30.217	1:33.144	207	11	12.356	15.350	<u>31.828</u>	29.084	1:28.618	215
5	12.694	15.767	33.848	1:17.411	2:19.720	206	12	12.444	15.075	32.125	29.291	1:28.935	214
6	26.572	15.744	33.563	29.884	1:45.763 P		13	12.825	15.191	32.266	2:27.813	3:28.095	215
7	<u>12.678</u>	<u>15.518</u>	37.505	2:21.173	3:26.874	210	14	17.341	15.727	41.173	31.038	1:45.279 P	
8	16.477	15.911	<u>33.272</u>	<u>29.648</u>	1:35.308 P								
31 John HUNT (SA) (8th)							53 Mason COOTE (VIC) (4th)						
1	18.179	18.396	36.541	31.019	1:44.135 P		1	18.390	16.086	33.634	29.166	1:37.276 P	
2	12.988	16.229	33.659	29.947	1:32.823	209	2	12.673	15.097	32.224	29.334	1:29.328	216
3	12.824	16.088	36.461	31.801	1:37.174	211	3	12.228	15.018	31.937	28.780	1:27.963	216
4	12.685	15.688	33.112	29.647	1:31.132	211	4	12.280	15.036	32.236	28.797	1:28.349	217
5	12.543	15.749	36.141	31.992	1:36.425	212	5	12.161	<u>14.787</u>	<u>31.603</u>	28.638	<u>1:27.189</u>	218
6	12.450	16.291	33.593	29.376	1:31.710	212	6	12.194	15.112	31.649	<u>28.578</u>	1:27.533	216
7	12.491	15.426	32.393	29.502	1:29.812	213	7	<u>12.156</u>	15.088	31.847	28.974	1:28.065	218
8	12.364	15.528	33.707	29.573	1:31.172	213							
9	12.365	15.514	32.432	29.409	1:29.720	213	54 Brendan WILSON (VIC) (12th)						
10	14.950	19.881	39.528	31.370	1:45.729	213	1	20.299	19.168	36.965	32.121	1:48.553 P	
11	12.506	17.114	36.881	2:19.440	3:25.941	213	2	14.037	17.086	35.250	31.045	1:37.418	206
12	19.296	17.400	33.779	30.188	1:40.663 P		3	13.455	16.741	34.778	30.856	1:35.830	211
13	12.473	15.510	32.091	29.057	1:29.131	212	4	13.256	16.294	34.395	30.472	1:34.417	210
14	12.308	15.368	32.281	29.495	1:29.452	213	5	13.208	16.290	34.049	29.971	1:33.518	211
15	<u>12.237</u>	15.367	32.046	28.919	1:28.569	211	6	13.210	16.135	33.846	30.383	1:33.574	212
16	13.998	18.521	36.962	30.545	1:40.026	212	7	12.977	15.887	33.560	29.978	1:32.402	213
17	12.374	15.478	32.052	29.342	1:29.246	211	8	12.988	16.010	33.444	29.979	1:32.421	213
18	12.307	<u>15.207</u>	<u>31.982</u>	<u>28.903</u>	<u>1:28.399</u>	212	9	13.239	16.205	33.550	29.871	1:32.865	212
							10	12.779	15.962	<u>33.065</u>	30.012	1:31.818	213
46 Aidan HAYES (NSW) (9th)							11	<u>12.733</u>	<u>15.852</u>	33.216	<u>29.514</u>	<u>1:31.315</u>	214
1	16.223	16.174	33.337	30.151	1:35.885 P		12	12.738	15.953	33.110	29.888	1:31.689	213
2	12.718	15.429	32.575	29.506	1:30.228	213							

Scott Laing
 Chief Time Keeper - Scott Laing

Clerk of Course - Simon Maas



Computime Race Timing Systems Pty Ltd © 1996
 Licensed to Computime Race Timing Systems

www.computime.com.au

COMPUTIME RACE TIMING SYSTEMS PTY LTD



ASBK.COM.AU f t i y

Winton Motor Raceway : OFFICIAL TEST : April 11 & 12

SUPERSPORT

Practice 2

Date: 11/04/17
 Event: P06
 Weather: Sunny - 19.1C
 Track: Dry - 37.2C

Started at: 12:13:45
 Laps: 30 Min
 Starters: 14
 Printed at: 12:47

SPLIT TIMES

Lap	Split 1	Split 2	Split 3	Split 4	Lap Time	Spd	Lap	Split 1	Split 2	Split 3	Split 4	Lap Time	Spd
56 Jimmy BROADBENT (NSW) (11th)							14	12.239	14.921	31.703	28.698	1:27.561	213
1	20.304	16.654	34.937	31.162	1:43.057 P		15	12.242	15.126	33.955	29.544	1:30.867	213
2	12.925	16.262	33.612	30.197	1:32.996	210	82 Chris QUINN (NSW) (3rd)						
3	12.822	15.862	33.262	29.738	1:31.684	211	1	18.277	17.231	35.528	31.227	1:42.263 P	
4	12.810	15.811	33.204	29.991	1:31.816	209	2	12.729	15.737	33.123	29.981	1:31.570	207
5	12.699	15.780	32.706	29.526	1:30.711	210	3	12.297	15.349	32.564	29.618	1:29.828	211
6	12.619	15.581	33.154	30.330	1:31.684	211	4	12.245	15.258	32.317	29.385	1:29.205	211
7	22.794	18.945	37.245	2:31.860	3:50.844	200	5	12.183	15.131	32.178	29.166	1:28.658	211
8	20.658	16.118	33.014	29.825	1:39.615 P		6	12.610	20.151	36.991	1:32.701	2:42.453	211
9	12.731	15.653	32.720	29.493	1:30.597	208	7	17.924	16.418	32.953	29.383	1:36.678 P	
10	12.638	15.652	32.537	29.157	1:29.984	208	8	12.628	15.190	31.919	29.280	1:29.017	212
11	12.570	15.440	33.380	1:01.605	2:02.995	213	9	12.061	14.960	31.694	28.974	1:27.689	211
12	18.496	16.405	39.073	30.500	1:44.474 P		10	11.988	14.841	31.633	1:53.296	2:51.758	213
13	12.711	15.779	32.481	29.730	1:30.701	211	11	17.696	15.931	32.562	2:34.574	3:40.763 P	
64 Sam CONDON (NSW) (2nd)							12	18.783	17.440	33.105	29.216	1:38.544 P	
1	16.639	15.586	32.573	30.516	1:35.314 P		13	12.087	14.881	31.795	28.989	1:27.752	212
2	12.180	14.890	32.842	28.888	1:28.800	213	14	11.993	14.792	31.377	28.682	1:26.844	212
3	12.114	14.794	31.347	28.624	1:26.879	213	15	11.919	14.661	31.487	28.832	1:26.899	213
4	11.973	14.863	31.505	29.073	1:27.414	215	84 Thomas BRYDEN (NSW) (7th)						
5	13.009	15.092	32.172	29.288	1:29.561	213	1	19.192	17.007	35.362	30.543	1:42.104 P	
6	12.088	14.811	31.456	29.024	1:27.379	212	2	12.835	15.592	32.971	29.419	1:30.817	209
7	12.152	14.799	31.613	28.737	1:27.301	213	3	12.396	14.933	32.409	28.855	1:28.593	211
8	11.938	14.711	31.153	28.781	1:26.583	215	4	12.273	14.840	31.941	28.764	1:27.818	214
9	12.056	15.660	33.960	2:49.247	3:50.923	213	5	12.402	15.169	32.149	28.734	1:28.454	213
10	17.275	16.173	33.695	29.634	1:36.777 P		6	12.217	14.899	31.879	28.747	1:27.742	212
11	12.513	15.326	32.562	28.915	1:29.316	211							
12	12.286	15.170	32.205	29.198	1:28.859	215							
13	12.233	14.878	31.794	29.230	1:28.135	213							

Scott Laing

Chief Time Keeper - Scott Laing


Clerk of Course - Simon Maas



Computime Race Timing Systems Pty Ltd © 1996
 Licensed to Computime Race Timing Systems

www.computime.com.au

COMPUTIME RACE TIMING SYSTEMS PTY LTD





ASBK.COM.AU f t i y

Winton Motor Raceway : OFFICIAL TEST : April 11 & 12

SUPERSPORT

Practice 2

Date: 11/04/17
 Event: P06
 Weather: Sunny - 19.1C
 Track: Dry - 37.2C

Started at: 12:13:45
 Laps: 30 Min
 Starters: 14
 Printed at: 12:47

FASTEST LAPS SEQUENCE

Race Time	No	Name	Machine	Fastest Lap	On Lap
1:43.515	24	Samuel LAMBERT (NT)	Yamaha YZF-R6	1:36.352	1
1:44.554	64	Sam CONDON (NSW)	Yamaha YZF-R6	1:35.314	1
2:40.590	5	Ted COLLINS (VIC)	Suzuki GSX-R	1:34.521	1
3:13.354	64	Sam CONDON (NSW)	Yamaha YZF-R6	1:28.800	2
4:08.000	5	Ted COLLINS (VIC)	Suzuki GSX-R	1:27.410	2
4:40.233	64	Sam CONDON (NSW)	Yamaha YZF-R6	1:26.879	3
7:04.033	5	Ted COLLINS (VIC)	Suzuki GSX-R	1:26.603	4
9:59.998	5	Ted COLLINS (VIC)	Suzuki GSX-R	1:26.209	6
23:36.883	5	Ted COLLINS (VIC)	Suzuki GSX-R	1:25.623	9
25:02.348	5	Ted COLLINS (VIC)	Suzuki GSX-R	1:25.465	10

Scott Laing


Chief Time Keeper - Scott Laing

Clerk of Course - Simon Maas

Computime Race Timing Systems Pty Ltd © 1996
 Licensed to Computime Race Timing Systems

www.computime.com.au

COMPUTIME RACE TIMING SYSTEMS PTY LTD





ASBK.COM.AU f t i y

Winton Motor Raceway : OFFICIAL TEST : April 11 & 12

SUPERSPORT

Practice 2

Date: 11/04/17
 Event: P06
 Weather: Sunny - 19.1C
 Track: Dry - 37.2C


Started at: 12:13:45
 Laps: 30 Min
 Starters: 14
 Printed at: 12:47

BEST PARTIAL TIMES

Pos	Split 1		Split 2		Split 3		Split 4		LAP		Ideal	Fastest
	Name	Time	Name	Time	Name	Time	Name	Time	Name	Time		
1	T. COLLINS	11.804	T. COLLINS	14.449	T. COLLINS	30.965	T. COLLINS	28.113	T. COLLINS	1:25.331	1:25.465	
2	S. LAMBERT	11.917	C. QUINN	14.661	S. CONDON	31.153	M. COOTE	28.578	S. CONDON	1:26.426	1:26.583	
3	C. QUINN	11.919	S. CONDON	14.711	S. LAMBERT	31.277	M. CHIODO	28.621	S. LAMBERT	1:26.610	1:27.237	
4	S. CONDON	11.938	S. LAMBERT	14.766	C. QUINN	31.377	S. CONDON	28.624	C. QUINN	1:26.639	1:26.844	
5	M. CHIODO	12.009	M. COOTE	14.787	M. COOTE	31.603	S. LAMBERT	28.650	M. COOTE	1:27.124	1:27.189	
6	T. BRYDEN	12.154	M. CHIODO	14.811	A. HAYES	31.828	C. QUINN	28.682	M. CHIODO	1:27.477	1:27.504	
7	M. COOTE	12.156	T. BRYDEN	14.840	T. BRYDEN	31.879	T. BRYDEN	28.734	T. BRYDEN	1:27.607	1:27.742	
8	J. HUNT	12.237	A. HAYES	15.056	J. HUNT	31.982	T. TOPARIS	28.808	A. HAYES	1:28.130	1:28.418	
9	T. TOPARIS	12.246	J. HUNT	15.207	M. CHIODO	32.036	A. HAYES	28.898	J. HUNT	1:28.329	1:28.399	
10	A. HAYES	12.348	T. TOPARIS	15.230	T. TOPARIS	32.255	J. HUNT	28.903	T. TOPARIS	1:28.539	1:28.904	
11	J. BROADBEN	12.570	J. BROADBEN	15.440	J. BROADBEN	32.481	J. BROADBEN	29.157	J. BROADBE	1:29.648	1:29.984	
12	J. RHODES	12.591	P. LI	15.518	J. RHODES	32.995	B. WILSON	29.514	J. RHODES	1:31.091	1:31.424	
13	P. LI	12.678	J. RHODES	15.840	B. WILSON	33.065	P. LI	29.648	P. LI	1:31.116	1:33.123	
14	B. WILSON	12.733	B. WILSON	15.852	P. LI	33.272	J. RHODES	29.665	B. WILSON	1:31.164	1:31.315	

Scott Laing
 Chief Time Keeper - Scott Laing

Clerk of Course - Simon Maas



Computime Race Timing Systems Pty Ltd © 1996
 Licensed to Computime Race Timing Systems

www.computime.com.au

COMPUTIME RACE TIMING SYSTEMS PTY LTD